





SYKES

PUMP SPECIFICATION SHEET

► HH160i-456-SR —



Built Tough

HIGH HEAD SR



Mining & Quarries



Construction & Civil



Sewage & Waste Water



Rental



Industrial



Agriculture



Oil & Gas

► HEAVY DUTY

Automatic self-priming single stage end suction pump

► SOLIDS HANDLING

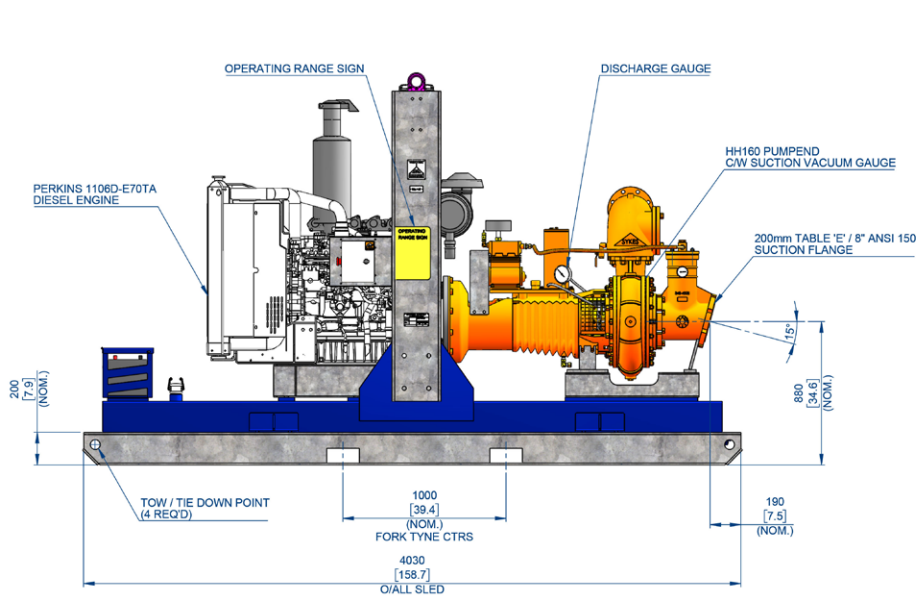
Large solids capacity while maintaining hydraulic efficiencies

► CORROSION RESISTANT

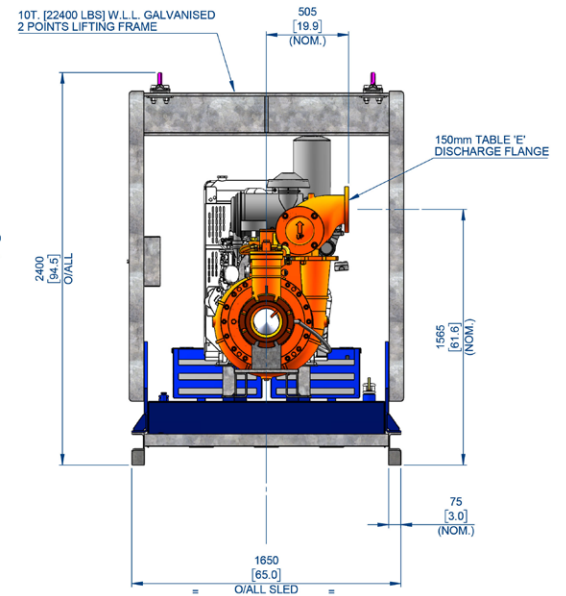
Stainless steel 316 (CF8M) internals as standard

This pump and engine combination will produce up to 1,900 RPM of non-overload pump performance.

TECHNICAL DATA



ELEVATION

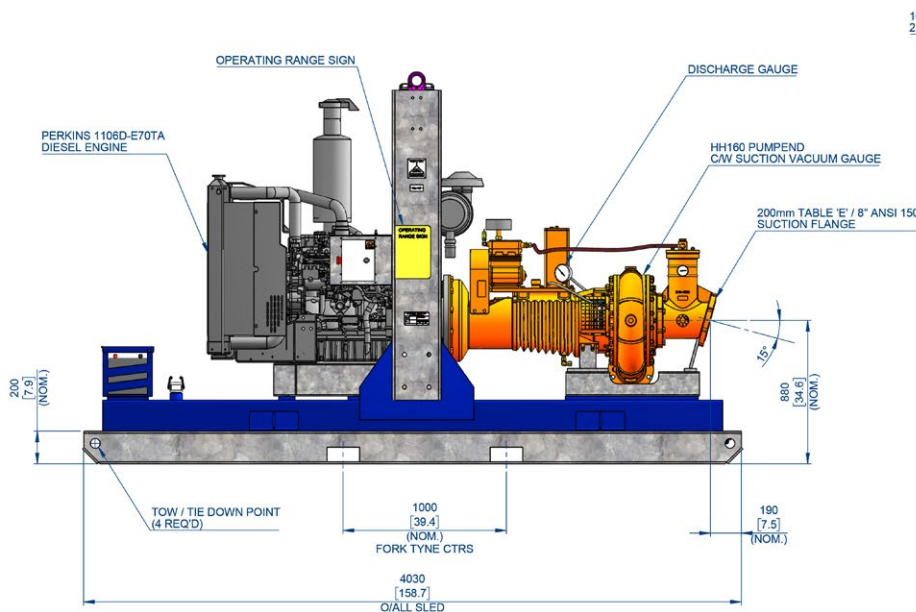


END ELEVATION

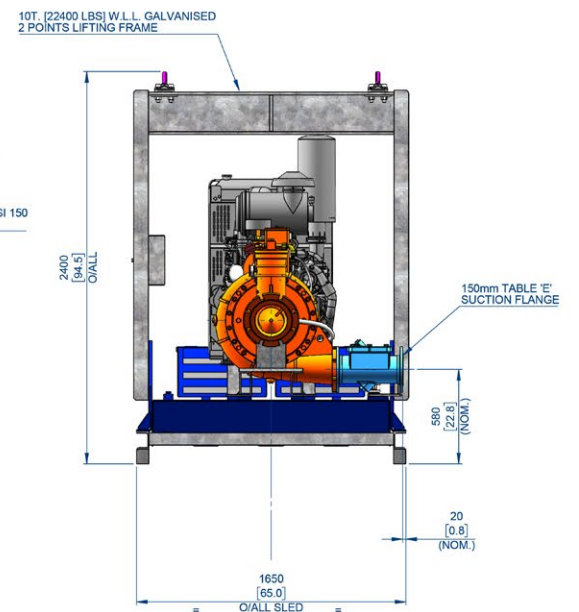
TOP DISCHARGE

DRY: 3,633kg [8,010 lb]

WET: 4,851kg [10,672 lb]



ELEVATION



END ELEVATION

UNDERSLUNG

DRY: 3,559kg [7,845 lb]

WET: 4,777kg [10,509 lb]

Note: Final weight and dimensions will depend on completed specifications and options, subject to manufacturing tolerances. All the information in this document is substantially correct at the time of creation and may be altered at the manufacturer's sole discretion. Any quotes and related material provided supersedes the contents hereof.

Copyright © 2021, 2025 Sykes Group Pty Ltd. All rights reserved. Sykes is a trademark and or registered trademark of Sykes Group Pty Ltd.

■ Part of Atlas Copco Group

www.sykesgroup.com