




# SYKES

PUMP SPECIFICATION SHEET

► CP250-380-SR



# Built Tough

## CONTRACTOR PUMP SR



Construction  
& Civil



Sewage &  
Waste Water



Mining &  
Quarries



Rental



Industrial

### ► HEAVY DUTY

Automatic self-priming  
single stage end  
suction pump

### ► SOLIDS HANDLING

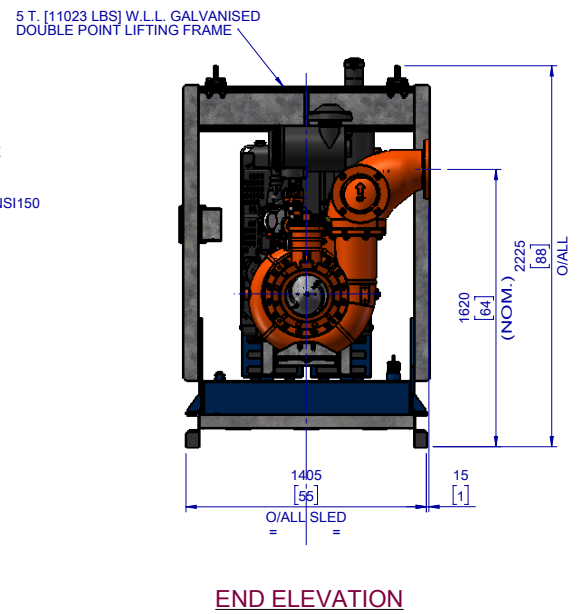
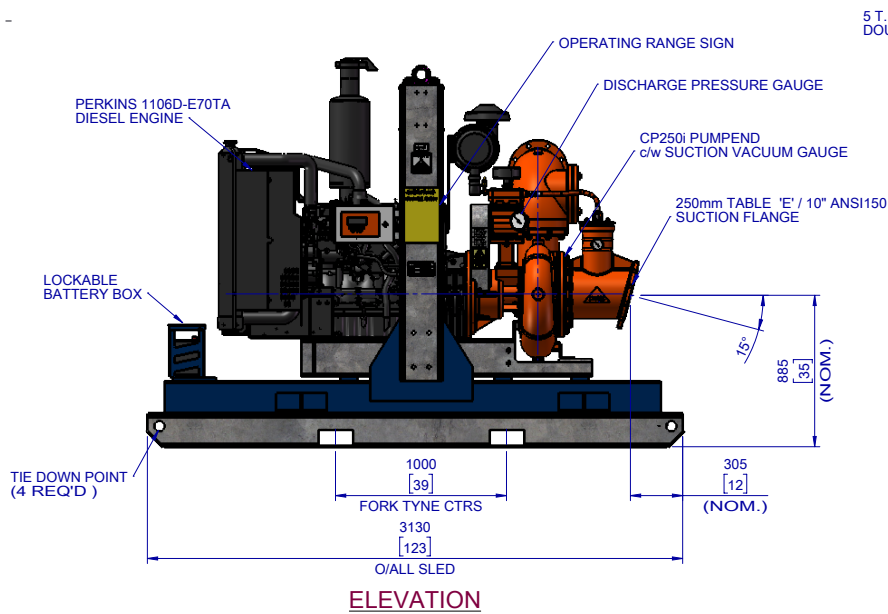
Large solids capacity  
while maintaining  
hydraulic efficiencies

### ► CORROSION RESISTANT

Stainless steel 316  
(CF8M) internals  
as standard

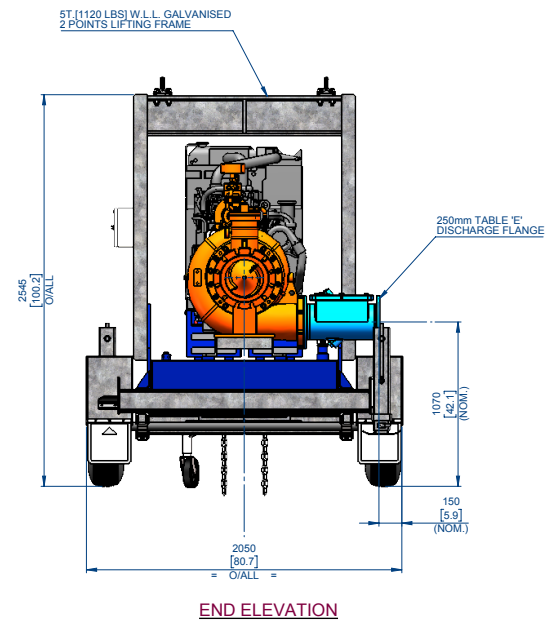
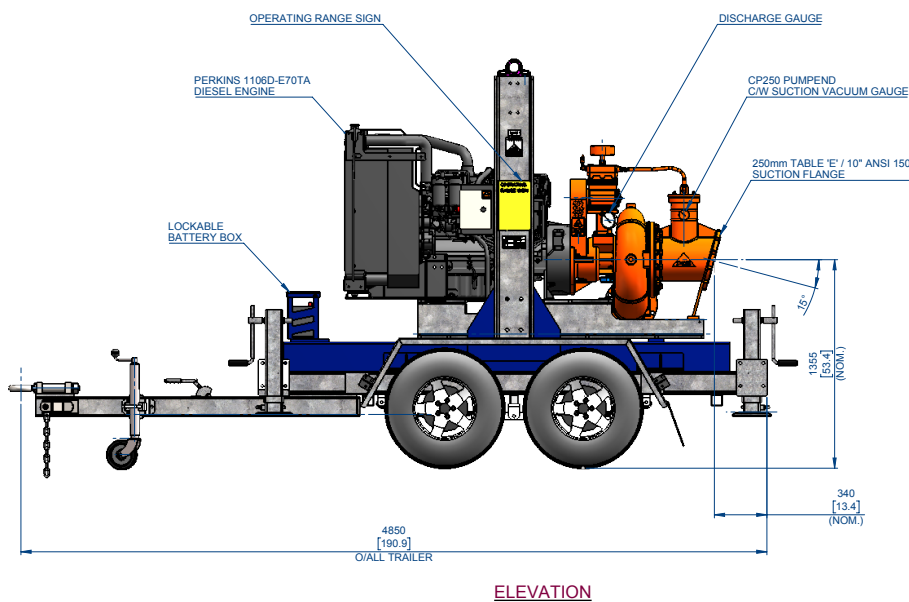
This pump and engine combination will produce up to 2,000 RPM of non-overload pump performance.

# TECHNICAL DATA



DRY: 2,800kg [6,160 lb]

WET: 3,583kg [7,882 lb]



DRY: 3,500kg [7,700 lb]

WET: 4,283kg [9,422 lb]

**Note:** Final weight and dimensions will depend on completed specifications and options, subject to manufacturing tolerances. All the information in this document is substantially correct at the time of creation and may be altered at the manufacturer's sole discretion. Any quotes and related material provided supersedes the contents hereof.

Copyright © 2021, 2025 Sykes Group Pty Ltd. All rights reserved. Sykes is a trademark and or registered trademark of Sykes Group Pty Ltd.

■ Part of Atlas Copco Group

[www.sykesgroup.com](http://www.sykesgroup.com)