



SYKES

PUMP SPECIFICATION SHEET

► CP100-243-SR



Built Tough

CONTRACTOR PUMP SR



Construction
& Civil



Sewage &
Waste Water



Mining &
Quarries



Rental



Industrial

► HEAVY DUTY

Automatic self-priming
single stage end
suction pump

► SOLIDS HANDLING

Large solids capacity
while maintaining
hydraulic efficiencies

► CORROSION RESISTANT

Stainless steel 316
(CF8M) internals
as standard

TECHNICAL DATA

DESIGN DETAILS

Auto self priming, centrifugal single stage, end suction, 2 vane semi open impeller.

PRODUCT SPECIFICATIONS

Suction Flange	100mm [4"]
Delivery Flange	100mm [4"]
Solids Handling	45mm [1.77"]
Maximum Head	53m [174ft]
Maximum Flow	66L/sec [1,046 USgal/min]
Engine Type	Perkins 404D-22
Engine Adaptor	SAE #4
Shaft Diameter*	40mm [1.57"]
Fuel Rate @ BEP 2,000rpm**	3.4L/hr [0.9 USgal/hr]
Fuel Rate @ BEP 1,600rpm**	1.9L/hr [0.5 USgal/hr]
Fuel Tank Capacity	250L [66 USgal]

* The nominated shaft diameter is the critical working diameter of the shaft, used for calculation of the shaft stiffness ratio L3/D4.

** Based on standard engine brake specific fuel consumption.

STANDARD RANGE (SR) INCLUSIONS

- Galvanised steel, single point lifting frame.
- Manual diesel fuel fill (lockable).
- Pump and engine control panel with emergency stop as standard.
- Heavy duty battery, complete with battery box enclosure.
- Vacuum (suction inlet) and Pressure (discharge outlet) gauges.
- Pump operating range sign for optimum pump life and reliability.
- Galvanised steel sled, complete with tyne pockets and tie down points for transportation.

MATERIALS OF CONSTRUCTION

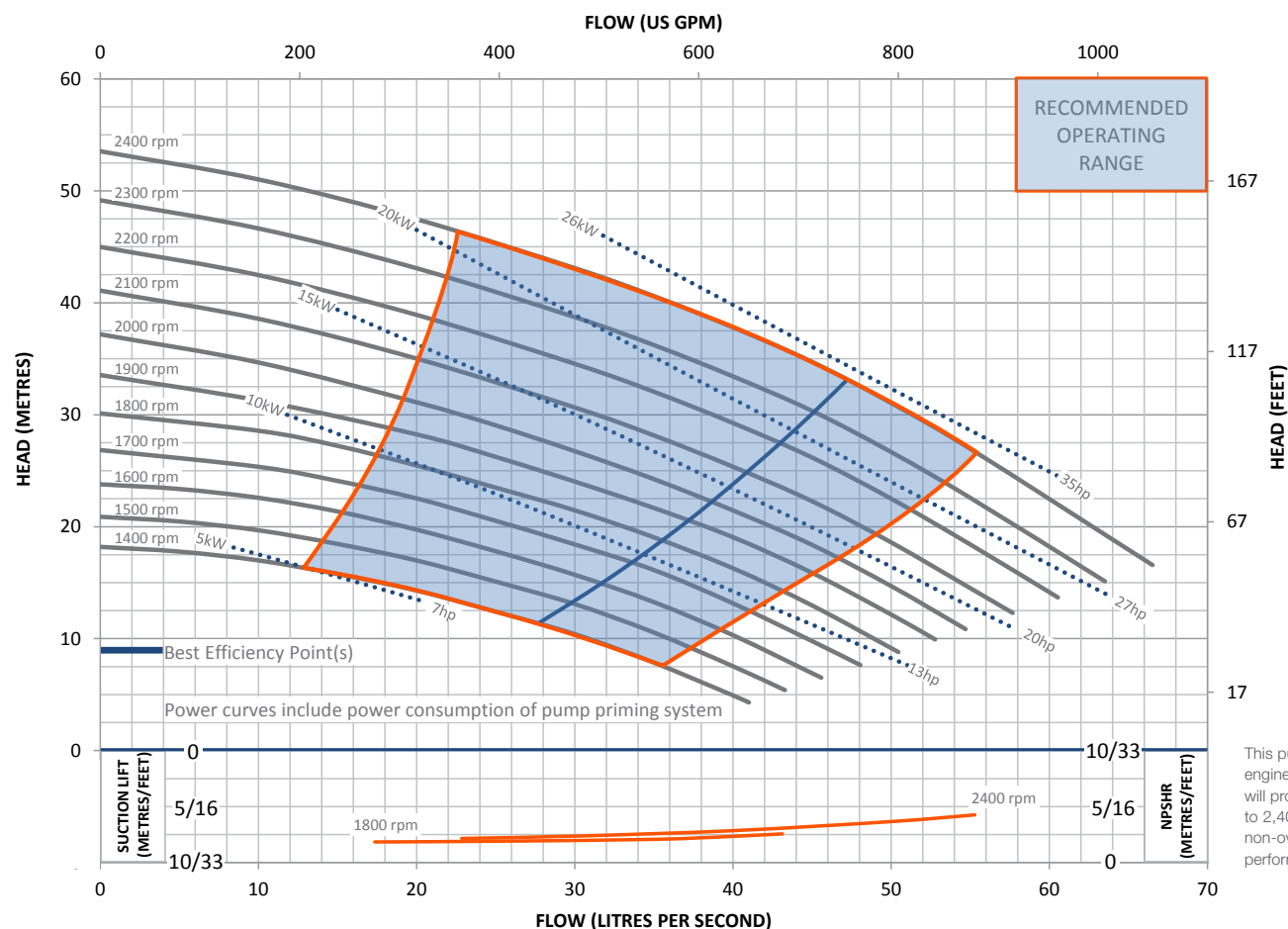
PART	MATERIAL	MATERIAL STANDARDS			
		GRADE	AS	GRADE	ASTM
Tee Piece	SG Iron	400/12	1831	65-45-12	A536
Pump Casing (Volute)	SG Iron	400/12	1831	65-45-12	A536
Front Wear Plate	Stainless	316/H6B	2074	CF8M	A351
Impeller	Stainless	316/H6B	2074	CF8M	A351
Rear Wear Plate	Stainless	316/H6B	2074	CF8M	A351
Pump Shaft	Stainless	431	2074	98b-431	A276
Bearing Bracket	SG Iron	400/12	1831	65-45-12	A536
Bearing Covers	SG Iron	400/12	1831	65-45-12	A536
Mechanical Seal†	Multi-spring balanced component type				

† Multi-spring balanced component type mechanical seal complete with oil lubrication. Seal faces are silicon carbide vs. silicon carbide

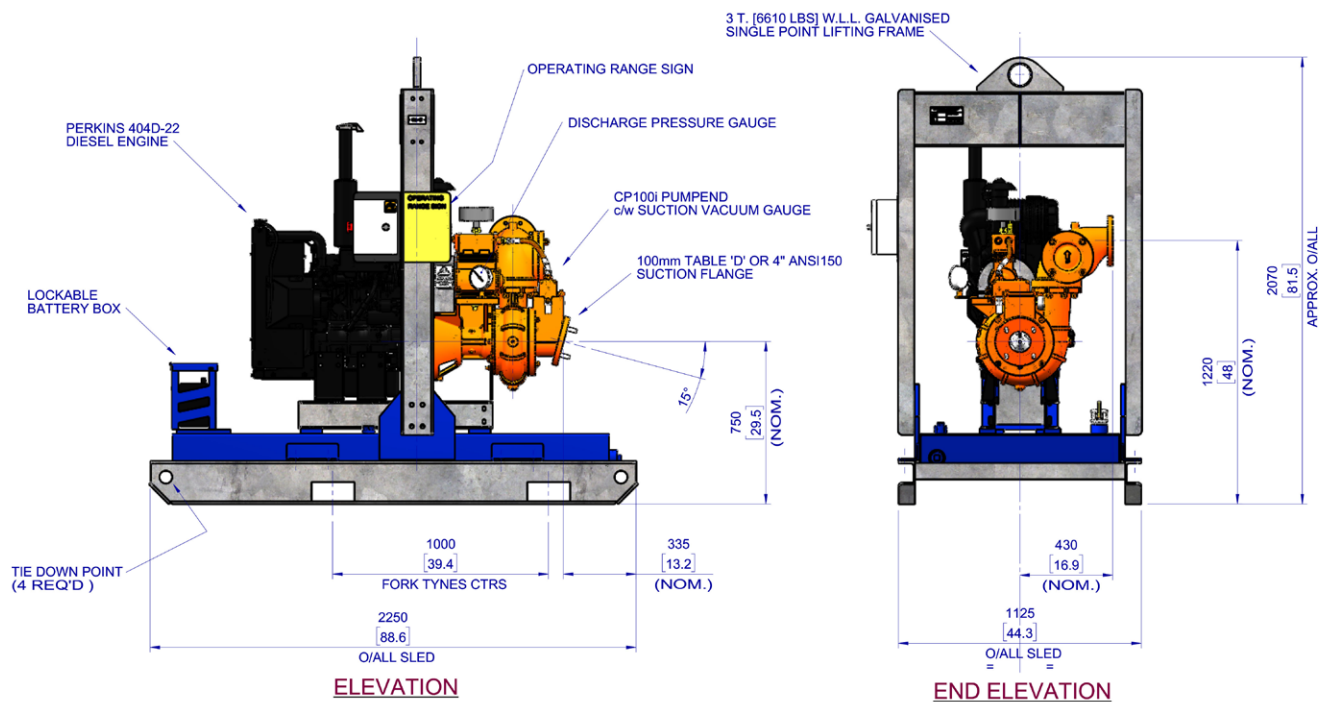
OPTIONAL EXTRAS

Please contact us to discuss these options:

- Additional operational, mobility and safety extras such as: suction and discharge couplings, strainers, battery isolators, heavy duty sleds and trailers. These can all be selected and fitted to our Standard Range (SR) pump units.
- Our SR build configuration uses Perkins diesel engines, however, alternative engine brands are available upon request.
- Other pump materials of construction are also available upon request: full 316 stainless steel, CD4MCU, chromium steel, SAF 2205 and SAF 2507.

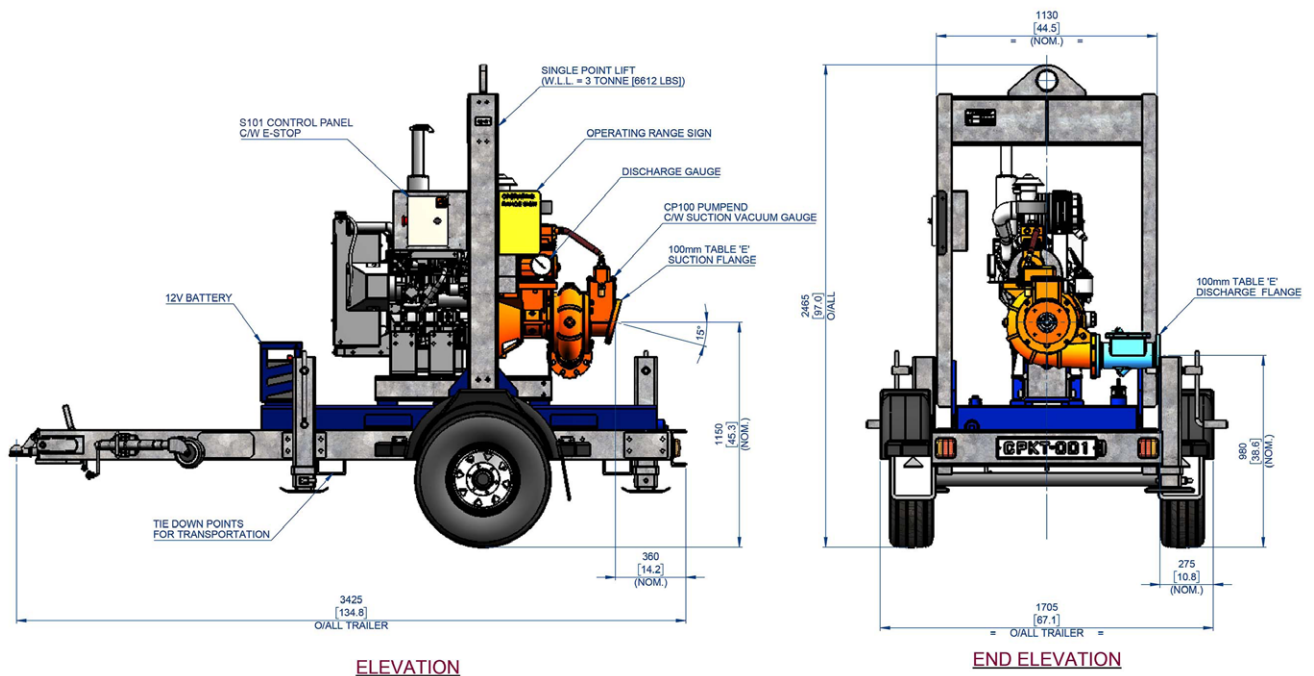


TECHNICAL DATA



DRY: 1,105kg [2,435 lb]

WET: 1,325kg [2,920 lb]



DRY: 1,365kg [3,010 lb]

WET: 1,575kg [3,470 lb]

Note: Final weight and dimensions will depend on completed specifications and options, subject to manufacturing tolerances. All the information in this document is substantially correct at the time of creation and may be altered at the manufacturer's sole discretion. Any quotes and related material provided supersedes the contents hereof.

Copyright © 2019, 2025 Sykes Group Pty Ltd. All rights reserved. Sykes is a trademark and or registered trademark of Sykes Group Pty Ltd.

■ Part of Atlas Copco Group

www.sykesgroup.com