

# Built Tough

## CONTRACTOR PUMP AR STACKABLE

### HEAVY DUTY

Automatic self-priming single stage end suction pump

### SOLIDS HANDLING

Large solids capacity while maintaining hydraulic efficiencies

### CORROSION RESISTANT

Stainless steel 316 (CF8M) internals as standard.



Construction & Civil



Sewage & Waste Water



Mining & Quarries



Rental



Oil & Gas



Industrial



Agriculture



Marine

**DESIGN DETAILS**

Auto self priming, centrifugal single stage, end suction, 2 vane semi open impeller

Suction Flange	250mm / 10"
Delivery Flange	200mm / 8"
Solids Handling	60mm / 2.36"
Maximum Head	75m / 246ft
Maximum Flow	330L/sec / 5,231 USgal/min
Engine Type	Perkins 1106D-E70TA
Engine Adaptor	SAE #3
Shaft Diameter	50mm / 1.97"
Fuel Rate @ BEP 2,000rpm	40.9L/hr / 0.18 USgal/min *
Fuel Rate @ BEP 1,600rpm	18.5L/hr / 0.08 USgal/min *
Fuel Tank Capacity	900L / 238 USgal

**MATERIALS OF CONSTRUCTION**

STANDARDS	MATERIAL	AUSTRALIA		AMERICAS	
		GRADE	AS	GRADE	ASTM
Tee Piece	SG Iron	400/12	1831	65-45-12	A536
Front Adaptor Plate	SG Iron	400/12	1831	65-45-12	A536
Pump Casing (Volute)	SG Iron	400/12	1831	65-45-12	A536
Front Wear Plate	Stainless	316/H6B	2074	CF8M	A351
Impeller	Stainless	316/H6B	2074	CF8M	A351
Rear Wear Plate	Stainless	316/H6B	2074	CF8M	A351
Rear Adaptor Plate	SG Iron	400/12	1831	65-45-12	A536
Pump Shaft	Stainless	431	2074	98b-431	A276
Bearing Bracket	SG Iron	400/12	1831	65-45-12	A536
Bearing Covers	SG Iron	400/12	1831	65-45-12	A536

Mechanical Seal: Multi spring balanced mechanical seal assembly with silicon carbide/silicon carbide mechanical seal faces in self-contained oil reservoir.

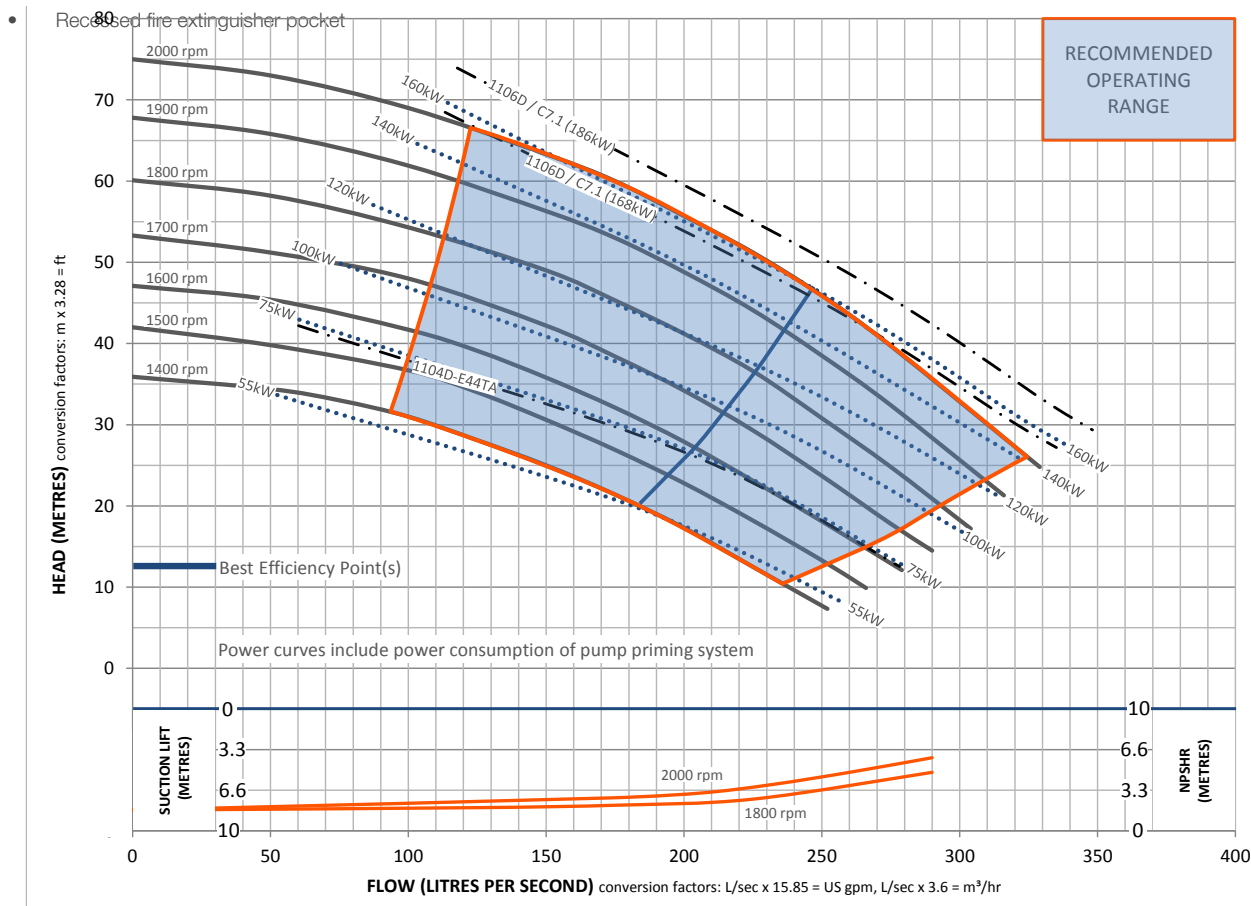
**ACOUSTIC RANGE (AR) INCLUSIONS**

- Acoustic canopy for quiet operation, lined with water-resistant and fire-retardant acoustic foam, and complete with an externally mounted emergency stop button.
- Integrated galvanised structural frame, allows stacking of two units.
- Manual diesel fuel fill (lockable).
- Pump and engine control panel with emergency stop as standard.
- Heavy duty battery.
- Externally accessible control panel, Vacuum (suction inlet) and Pressure (discharge outlet) gauges.
- Pump operating range sign for optimum pump life and reliability.
- Recessed fire extinguisher pocket

**OPTIONAL EXTRAS**

Please contact us to discuss these options:

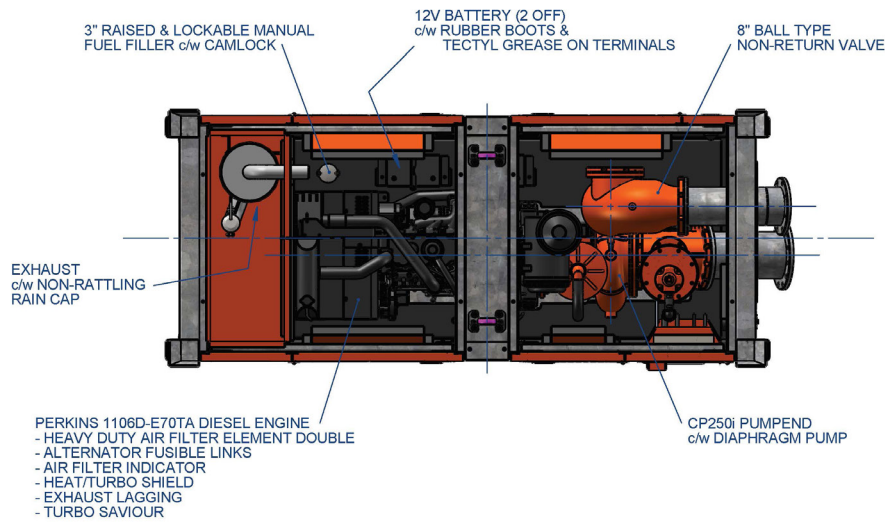
- Additional operational, mobility and safety extras such as: suction and discharge couplings, strainers and battery isolators. These can all be selected and fitted to our Acoustic Range (AR) pump units.
- Our AR build configuration uses Perkins diesel engines, however, alternative engine brands are available upon request.
- Other pump materials of construction are also available upon request: full 316 stainless steel, CD4MCU, chromium steel, SAF 2205 and SAF 2507.



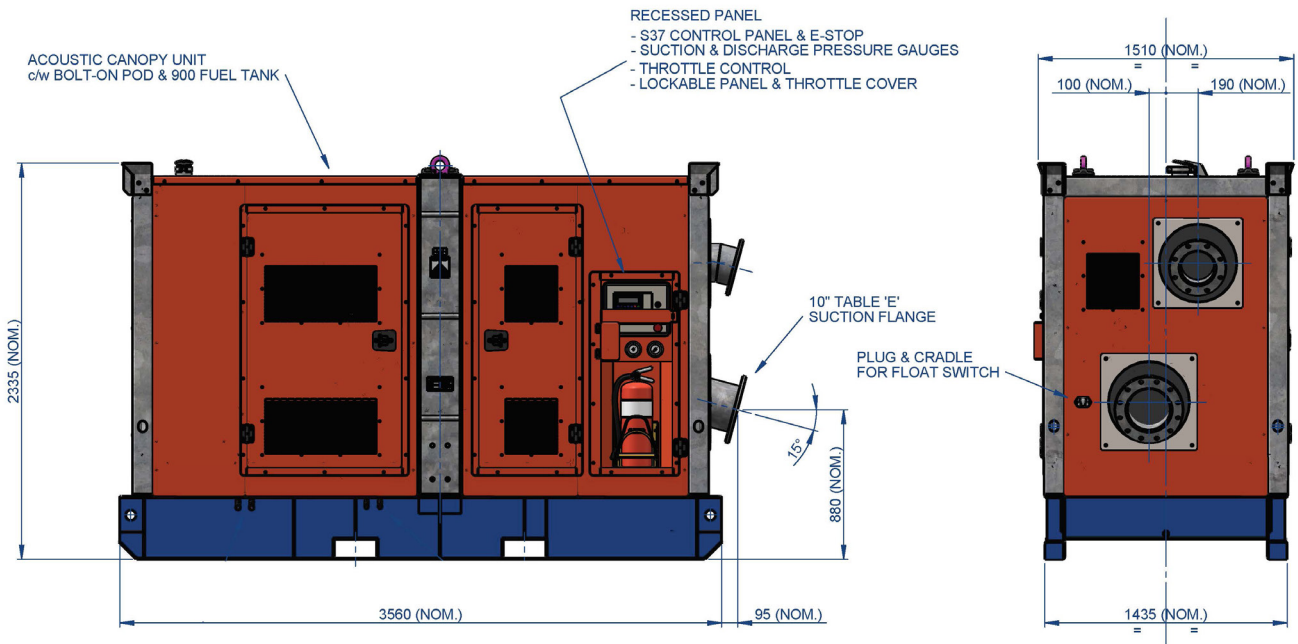
This pump and engine combination will produce up to 2,000 RPM of non-overload pump performance.

\* Based on standard engine brake specific fuel consumption.  
 \*\* Average measurement over 30 seconds in an open, non reflective environment.

Final weight and dimensions will depend on completed specifications and options, subject to manufacturing tolerances. All the information in this document is substantially correct at the time of creation and may be altered at the manufacturer's sole discretion. Any quotes and related material provided supersedes the contents hereof.



**PLAN**  
(CANOPY ROOF REMOVED FOR CLARITY)



DRY: 4,180 kg (9,215 lb)	WET: 4,963 kg (10,942 lb)
--------------------------	---------------------------

\* Based on standard engine brake specific fuel consumption.  
\*\* Average measurement over 30 seconds in an open, non reflective environment.

Final weight and dimensions will depend on completed specifications and options, subject to manufacturing tolerances. All the information in this document is substantially correct at the time of creation and may be altered at the manufacturer's sole discretion. Any quotes and related material provided supersedes the contents hereof.