



# SYKES

PUMP SPECIFICATION SHEET

► SW100-243-YAKKA



# Built Tough

## SEWAGE & WASTE YAKKA



Construction  
& Civil



Sewage &  
Waste Water



Mining &  
Quarries



Rental



Industrial

### ► HEAVY DUTY

Automatic self-priming  
single stage end  
suction pump

### ► SOLIDS HANDLING

Large solids capacity  
while maintaining  
hydraulic efficiencies

### ► CORROSION RESISTANT

Stainless steel 316  
(CF8M) internals  
as standard

# TECHNICAL DATA

## DESIGN DETAILS

Auto self priming, centrifugal single stage, end suction, 2 vane semi open impeller.

### PRODUCT SPECIFICATIONS

Suction Flange	150mm [6"]
Delivery Flange	150mm [6"]
Solids Handling	76mm [2.99"]
Maximum Head	48m [157ft]
Maximum Flow	75L/sec [1,189 USgal/min]
Engine Type	Perkins 404D-22T
Engine Adaptor	SAE #4
Shaft Diameter*	40mm [1.57"]
Fuel Rate @ BEP 2,000rpm**	7.7L/hr [2.03 USgal/hr]
Fuel Rate @ BEP 1,600rpm**	4.7L/hr [1.24 USgal/hr]
Fuel Tank Capacity	250L [66 USgal]

\* The nominated shaft diameter is the critical working diameter of the shaft, used for calculation of the shaft stiffness ratio L3/D4.

\*\* Based on standard engine brake specific fuel consumption.

### YAKKA RANGE (YAKKA) INCLUSIONS

- Heavy single-point lifting frame.
- Manual diesel fuel fill (lockable).
- Pump and engine control panel with emergency stop as standard. Mounted externally.
- Heavy duty battery.
- Bunded fuel tank.
- Single axle trailer for improved maneuverability.
- Remote, externally-mounted vacuum (suction inlet) and pressure (discharge outlet) gauges.

### MATERIALS OF CONSTRUCTION

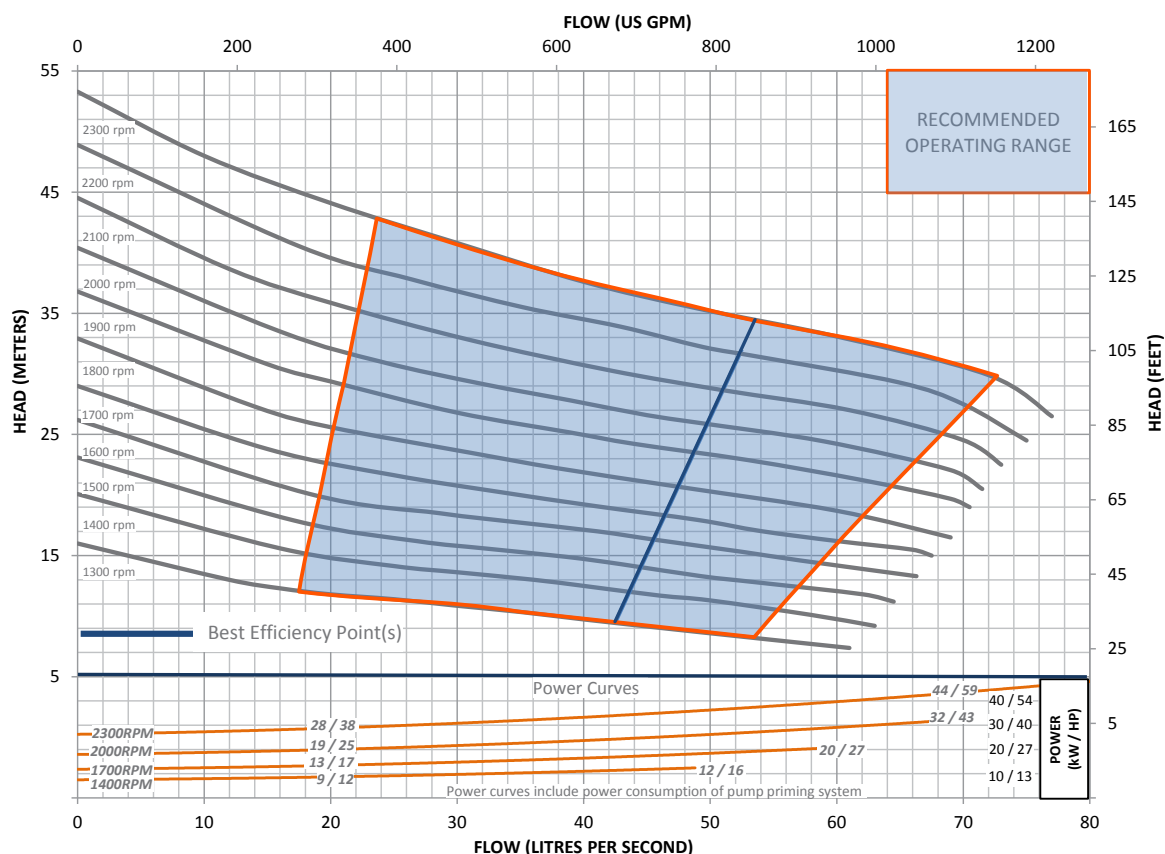
PART	MATERIAL	MATERIAL STANDARDS			
		GRADE	AS	GRADE	ASTM
Tee Piece	SG Iron	400/12	1831	65-45-12	A536
Pump Casing (Volute)	SG Iron	400/12	1831	65-45-12	A536
Front Wear Plate	Stainless	316/H6B	2074	CF8M	A351
Impeller	Stainless	316/H6B	2074	CF8M	A351
Rear Wear Plate	Stainless	316/H6B	2074	CF8M	A351
Pump Shaft	Stainless	431	2074	98b-431	A276
Bearing Bracket	SG Iron	400/12	1831	65-45-12	A536
Bearing Covers	SG Iron	400/12	1831	65-45-12	A536
Mechanical Seal†	Multi-spring balanced component type				

† Multi-spring balanced component type mechanical seal complete with oil lubrication. Seal faces are silicon carbide vs. silicon carbide

### OPTIONAL EXTRAS

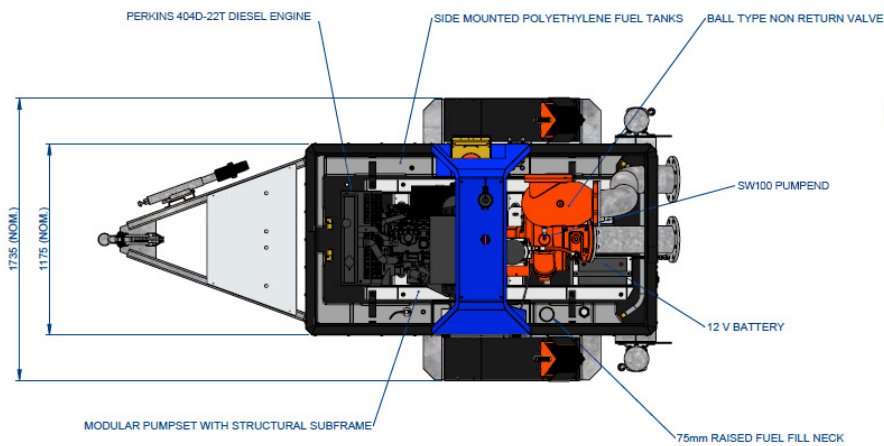
Please contact us to discuss these options:

- Additional operational, mobility and safety extras, such as: suction and discharge couplings, strainers, and battery isolators. These can all be selected and fitted to our Yakka Range pump units.
- Other pump materials of construction are also available upon request: full 316 stainless steel, CD4MCU, chromium steel, SAF 2205 and SAF 2507.

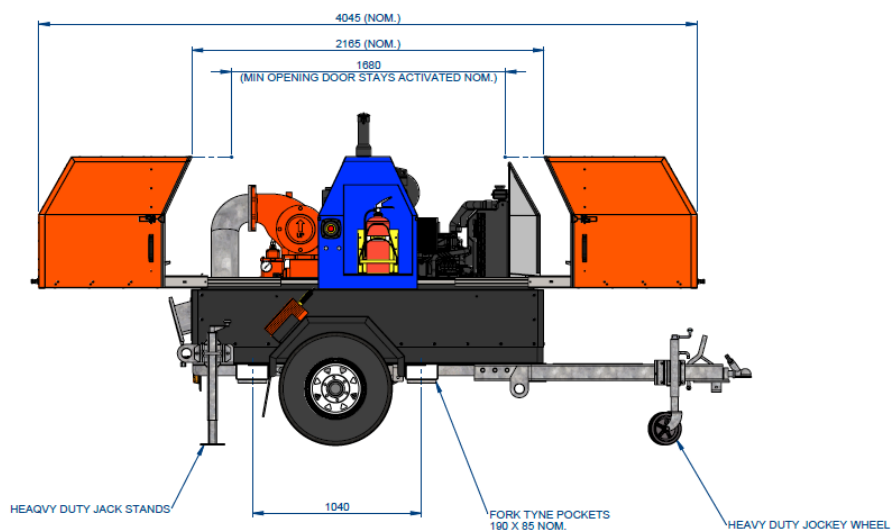


This pump and engine combination will produce up to 2,400 RPM of non-overload pump performance.

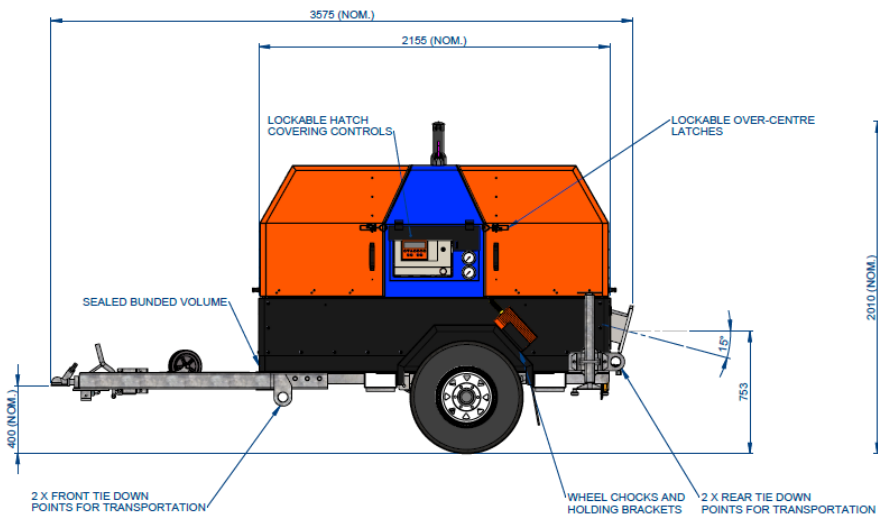
# TECHNICAL DATA



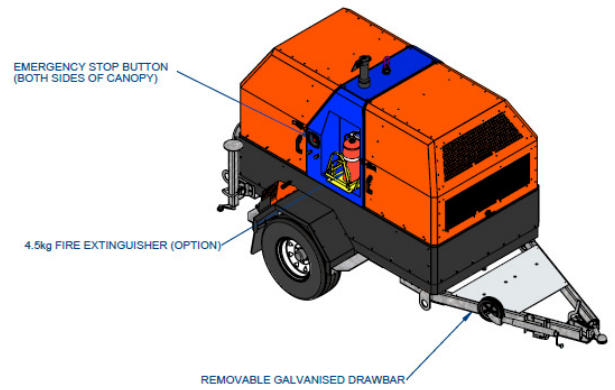
**PLAN**  
(CANOPY REMOVED FOR CLARITY)



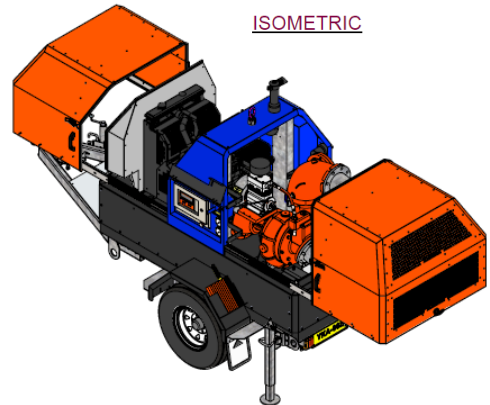
**REAR ELEVATION**  
(CANOPY OPEN)



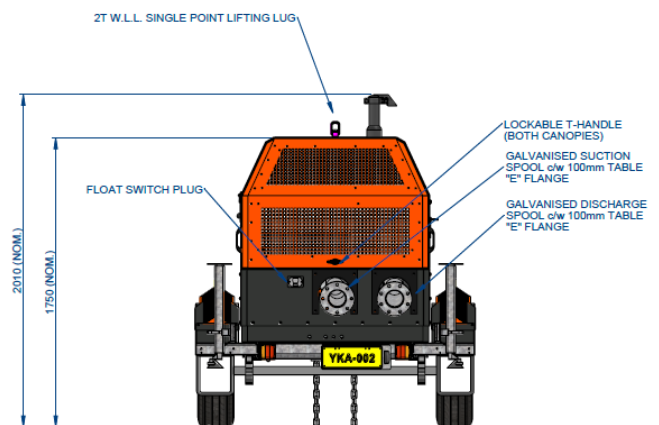
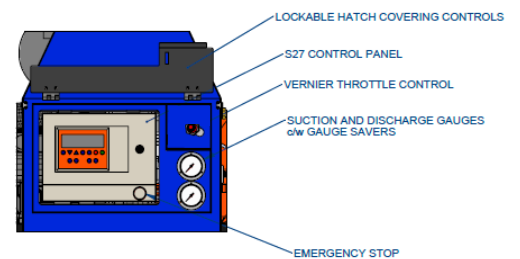
**FRONT ELEVATION**



**ISOMETRIC**



**ISOMETRIC**  
(CANOPY OPEN)



**END ELEVATION**

DRY: 1,585kg [3,494 lb]

WET: 1,785kg [3,935 lb]

**Note:** Final weight and dimensions will depend on completed specifications and options, subject to manufacturing tolerances. All the information in this document is substantially correct at the time of creation and may be altered at the manufacturer's sole discretion. Any quotes and related material provided supersedes the contents hereof.

Copyright © 2021, 2025 Sykes Group Pty Ltd. All rights reserved. Sykes is a trademark and or registered trademark of Sykes Group Pty Ltd.

■ Part of Atlas Copco Group

[www.sykesgroup.com](http://www.sykesgroup.com)